



FeralCatScan mobile app instructions

Step-by-step instruction to help you record information about feral cats using the FeralScan App.



1. Select feral cat



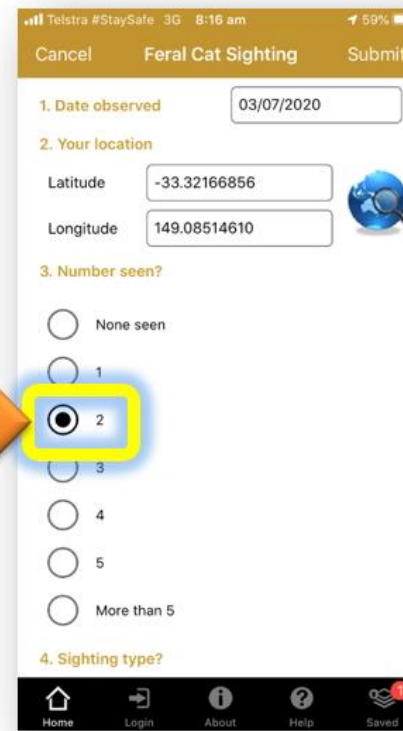
From the app home screen select the feral cat image.

2. Select data type



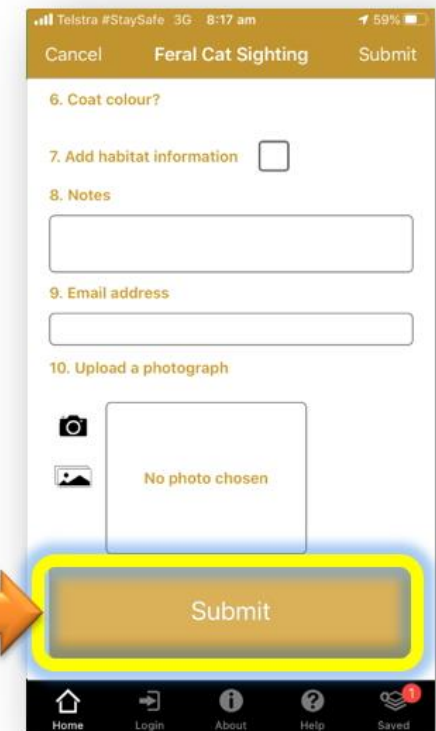
Select either the 'Sightings' 'Damage' or 'Control' buttons to begin recording.

3. Answer the questions




The date and location will automatically appear. Answer all relevant questions.

4. Submit report



Upload a photo (optional) then select 'Submit'.

Download the App **FREE** from the app store, or record information using the website www.feralcatscan.org.au



For assistance – Contact feralscan@feralscan.org.au Telephone - 0407 622 191

